



dino
najbliżej Ciebie

1Q 2024
Financial results

9th May 2024

Disclaimer

Neither this presentation (the “Presentation”) nor any copy of it nor the information contained herein being issued, and nor may this Presentation nor any copy of it nor the information contained herein be distributed directly or indirectly to or into, the United States, Canada, Australia or Japan.

By attending this meeting where this Presentation is made, or by reading the Presentation slides, you agree to be bound by the following terms, conditions and limitations. The above applies to the Presentation, the oral presentation of the information in the Presentation by the Company (as defined below) or any person on behalf of the Company, and any question-and-answer session that follows the oral presentation, if any (collectively referred to as the Presentation).

This Presentation does not constitute or form part of and should not be construed as, an offer to sell, or the solicitation or invitation of any offer to buy or subscribe for or underwrite or otherwise acquire, any securities of Dino Polska S.A (the “Company”) or any member of its group (the “Group”), nor should it or any part of it form the basis of, or be relied on in connection with, any contract to purchase or subscribe for any securities of the Company or any member of its Group, nor shall it or any part of it form the basis of or be relied on in connection with any contract or commitment whatsoever. This Presentation does not constitute a recommendation regarding any securities of the Company or its Group.

This Presentation contains certain statistical and market information. Such market information has been sourced from and/or calculated based on data provided by third-party sources identified herein or by the Company, if not attributed exclusively to third-party sources. Because such market information has been prepared in part based upon estimates, assessments, adjustments and judgments which are based on the Company’s or third-party sources’ experience and familiarity with the sector in which the Company operates and has not been verified by an independent third party, such market information is to a certain degree subjective. While it is believed that such estimates, assessments, adjustments and judgments are reasonable and that the market information prepared appropriately reflects the sector and the market in which the Company operates, there is no assurance that such estimates, assessments, adjustments and judgments are the most appropriate for making determinations relating to market information or that market information prepared by other sources will not differ materially from the market information included herein.

All statements in this document or made during any accompanying oral Presentation other than statements of historical fact are, or may be deemed to be, “forward-looking statements”. In some cases, forward-looking statements can be identified by the use of terms such as “anticipate”, “believe”, “intend”, “estimate”, “expect” and words of similar meaning. All statements other than statements of historical facts included in this Presentation, including, without limitation, those regarding the Company’s financial position, business strategy, plans and objectives of management for future operations (including development plans and objectives relating to the Company’s products and services) are forward-looking statements. Such forward-looking statements involve known and unknown risks, uncertainties and other important factors that could cause the actual results, performance or achievements of the Company to be materially different from future results, performance or achievements expressed or implied by such forward-looking statements. Such forward-looking statements are based on numerous assumptions regarding the Company’s present and future business strategies and the environment in which the Company will operate in the future. These forward-looking statements speak only as at the date of this Presentation. The Company expressly disclaims any obligation or undertaking to disseminate any updates or revisions to any forward-looking statements contained herein to reflect any change in the Company’s expectations with regard thereto or any change in events, conditions or circumstances on which any such statement is based, unless otherwise required by the applicable provisions of law. The Company cautions you that forward-looking statements are not guarantees of future performance and that the Company’s actual financial position, business strategy, plans and objectives of management for future operations may differ materially from those made in or suggested by the forward looking statements contained in this Presentation. In addition, even if the Company’s financial position, business strategy, plans and objectives of management for future operations are consistent with the forward-looking statements contained in this Presentation, those results or developments may not be indicative of results or developments in future periods. The Company does not undertake any obligation to review or confirm, or to release publicly or otherwise to investors or any other person, any revisions to any forward-looking statements to reflect events that occur or circumstances that arise after the date of this Presentation.

This Presentation and any materials distributed in connection with this Presentation are not directed to, or intended for distribution to or use by, any person or entity that is a citizen or resident or located in any locality, state, country or other jurisdiction where such distribution, publication, availability or use would be contrary to law or regulation or which would require any authorization, registration, notification or licensing within such jurisdiction. Persons into whose possession any document or other information referred to herein comes should inform themselves about and observe any such restrictions. Any failure to comply with these restrictions may constitute a violation of the securities laws of any such jurisdiction.

Neither this Presentation or any part hereof nor the information contained herein may be reproduced or redistributed, passed on, or the contents otherwise divulged, directly or indirectly, to any other person or published, in whole or in part. The information contained in the Presentation has not been independently verified. No representation, warranty or undertaking, expressed or implied, is made by any person as to, and no reliance should be placed on, the fairness, accuracy, completeness or correctness of, the information or the opinions contained herein.

Only current and periodic (financial) reports of the Company are legally binding documents containing information about the Company and may contain information that is different from the information contained in this Presentation.

Our achievements in 1Q 2024



+32 openings stores
(+54 in 1Q 2023)



+10.5% net sales area y-o-y
(+18.0% at end of 1Q 2023 y-o-y)



+20.3% sales y-o-y
(+43.8% in 1Q 2023 y-o-y)



+11.9% LFL y-o-y
(+27.2% in 1Q 2023 y-o-y)



+7.4% EBITDA y-o-y
(+37.7% in 1Q 2023 y-o-y)



-0.9 pp EBITDA margin y-o-y
(-0.4 pp in 1Q 2023 y-o-y)

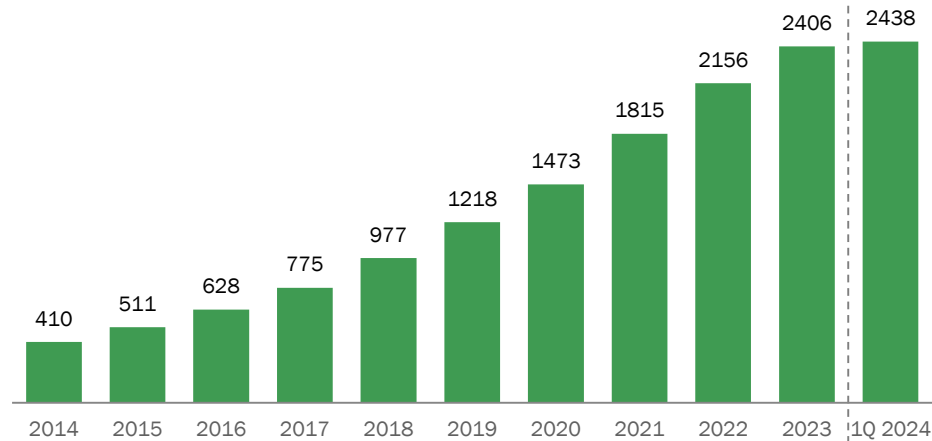
Network expansion – higher number of stores and geographic composition

Network expansion to date

Net sales area ('000 m²)

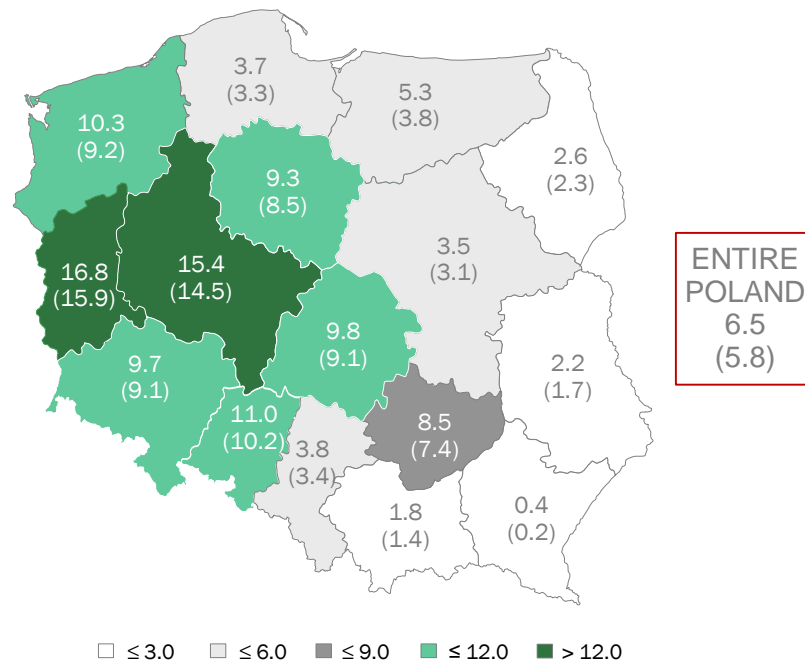


No. of stores



Regional coverage

Stores per 100k inhabitants as of March 31, 2024 (in brackets as of March 31, 2023)



Source: Company information

Investments in reopeningsable energy sources

Solar energy is powering Dino stores (recap of Q1 2024)

2210

Dino stores are equipped with their own photovoltaic installations (+72 in Q1 2024)

88.2 MW

total capacity of the PV panels on Dino stores (+29% y-o-y)

10.4 GWh

of electricity generated by Dino from the sun in Q1 2024 (vs. 7.6 GWh in Q1 2023)

~7.1 thousand tons of CO₂ less in 1Q 2024¹



Substantial LFL sales growth in Q1

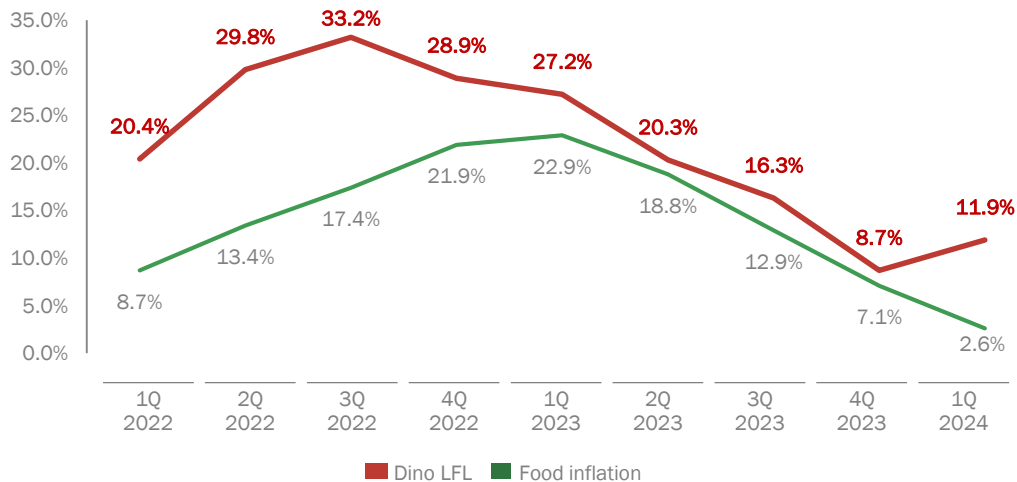
Inflation



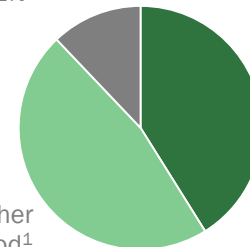
Sales mix

Product split by revenue (1Q 2024)

LFL sales growth



Non-food
12.1%



Fresh food
41.1%

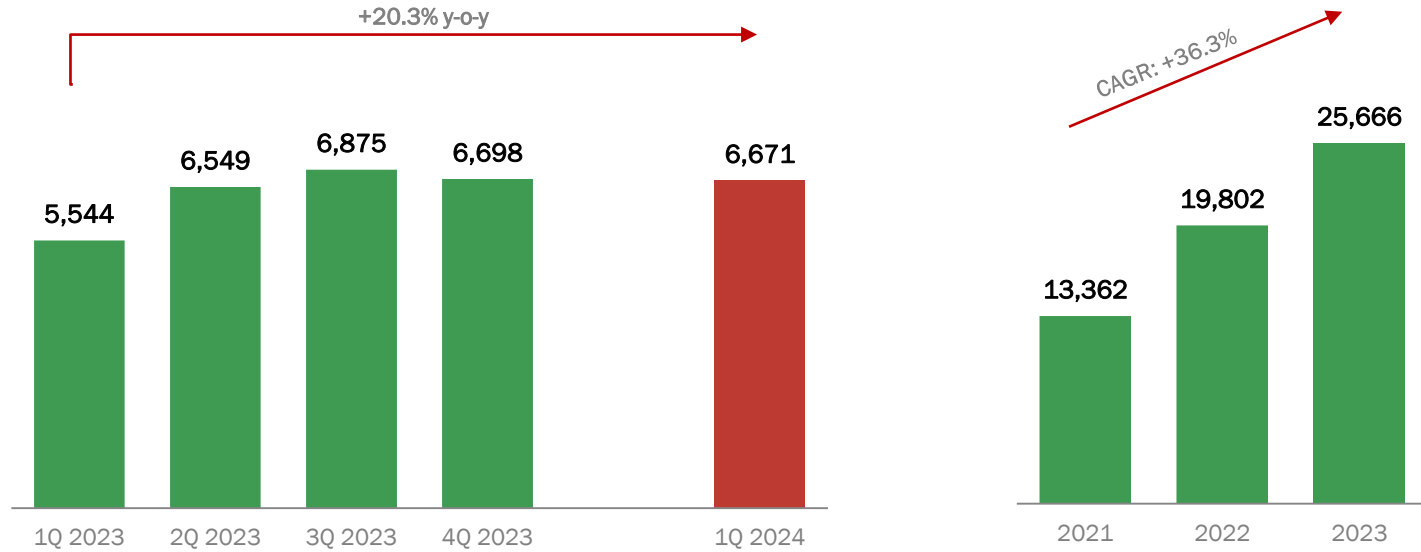
Other food¹
46.8%

Source: Company information, Central Office of Statistics (GUS)

¹ inter alia children's food, breakfast products, ready to eat meals, beverages, candies, snacks, frozen goods, processed goods, oils, grain and bulk products, condiments and alcohol and cigarettes

High revenue growth

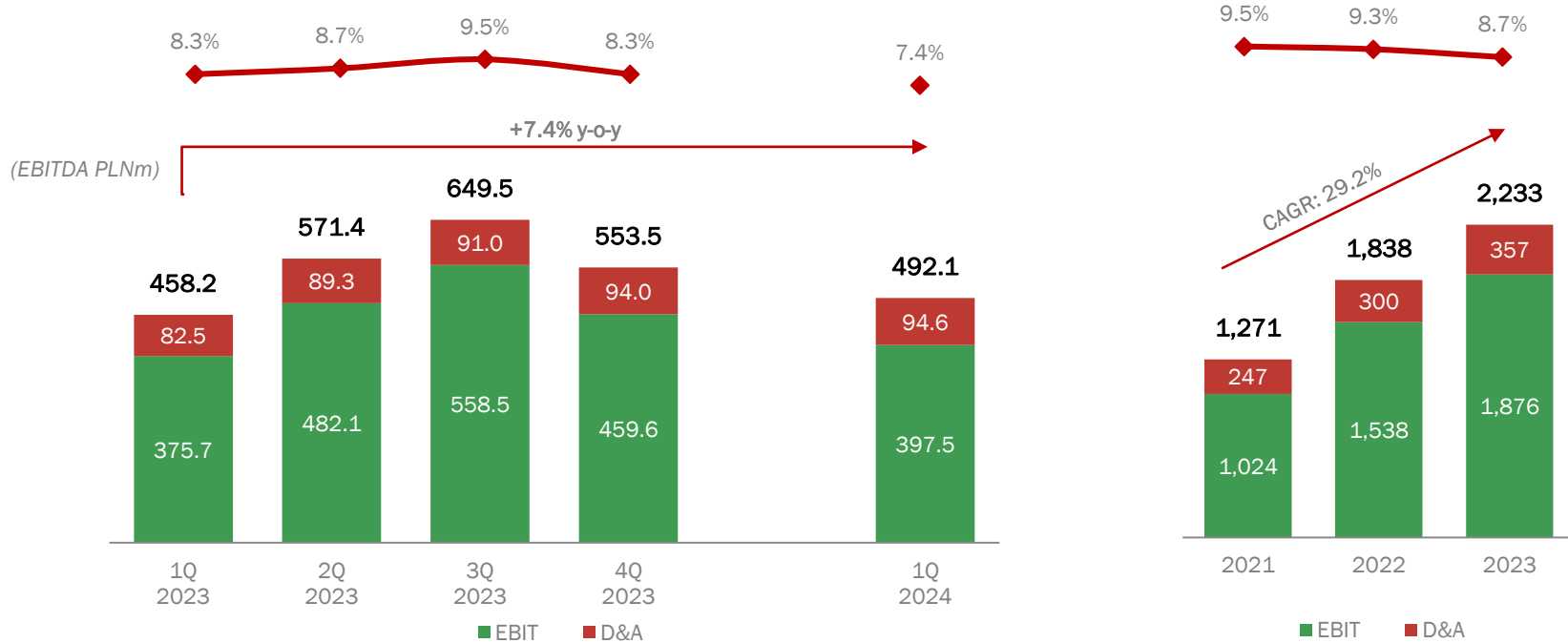
Revenues (PLNm)



Source: Company financial statements

EBITDA result

EBITDA margin



Source: Company financial statements

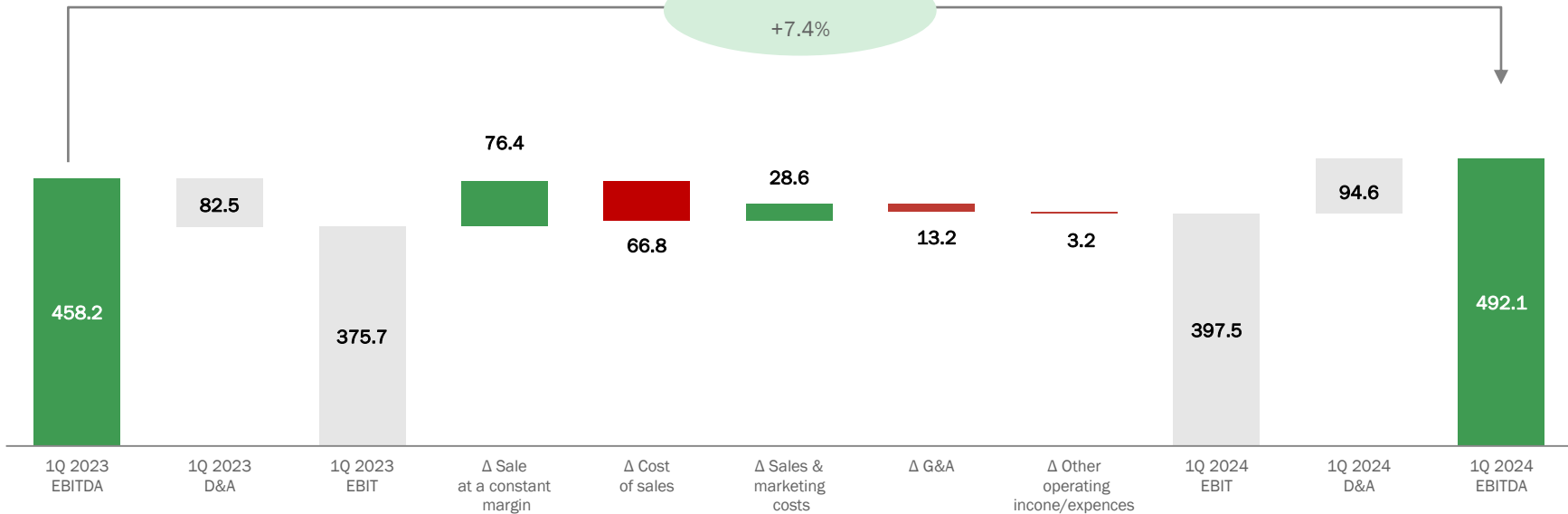
1Q 2024: EBITDA bridge

(PLNm)

8.3%

7.4%

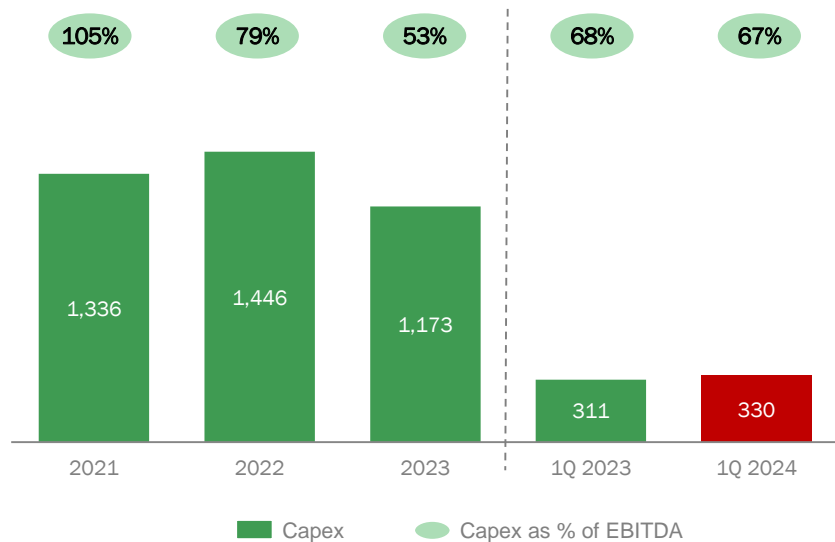
+ PLN 34 million
+7.4%



Operating cash flow

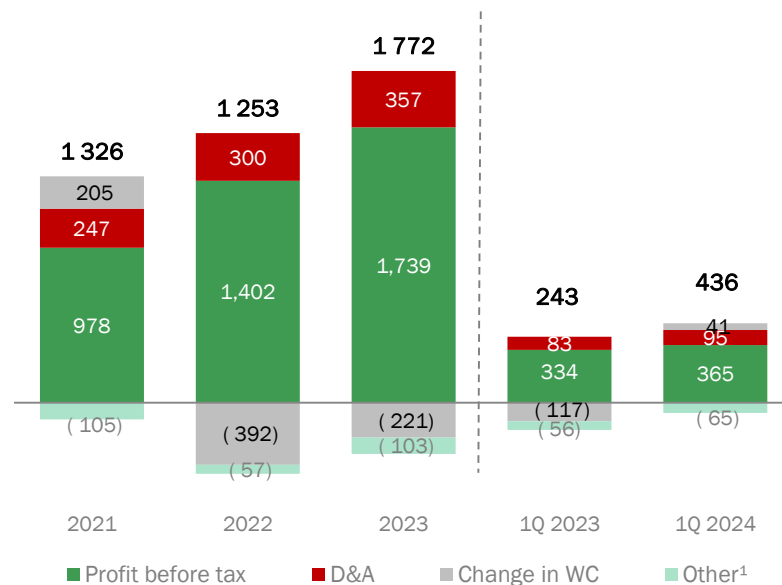
Capex²

(PLNm)



OCF structure

(PLNm)



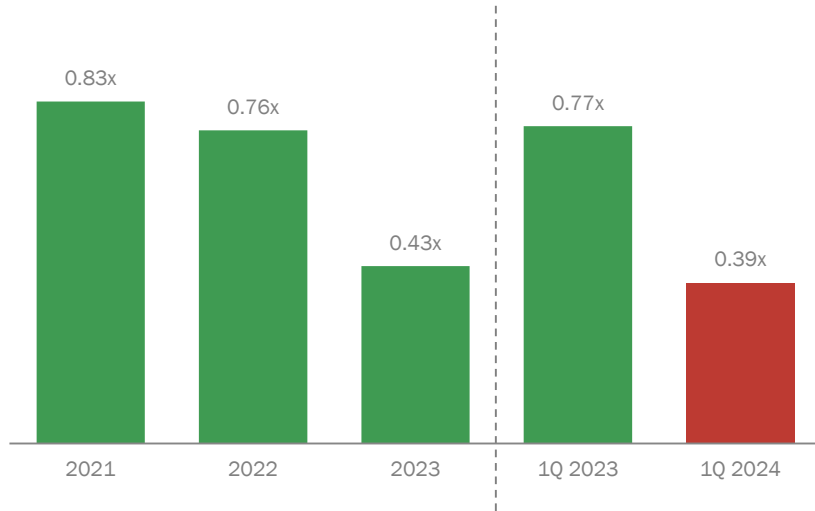
Source: Company financial statements

(1) Net interest expense, tax expense, change in accruals and provisions, investment activity gains and other adjustments

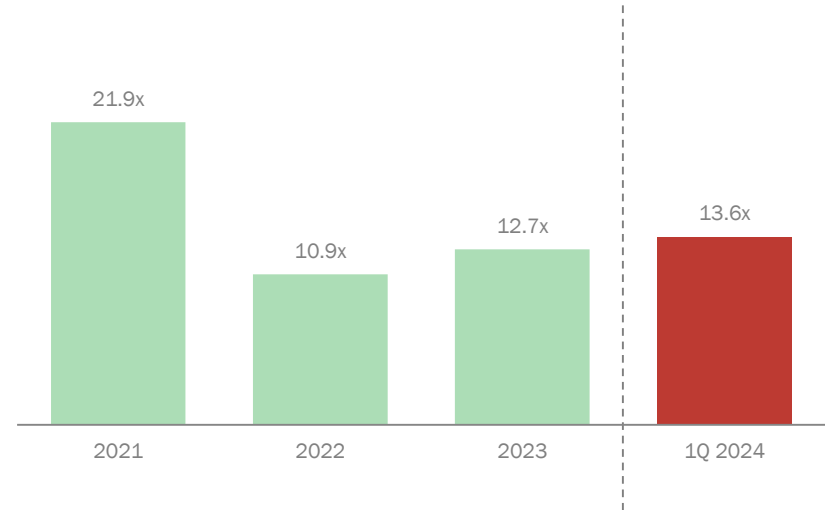
(2) Capex is presented as cash flow from the purchase of items of property, plant and equipment and intangible assets

Balance sheet

Net debt/EBITDA⁽¹⁾



Interest coverage ratio⁽²⁾



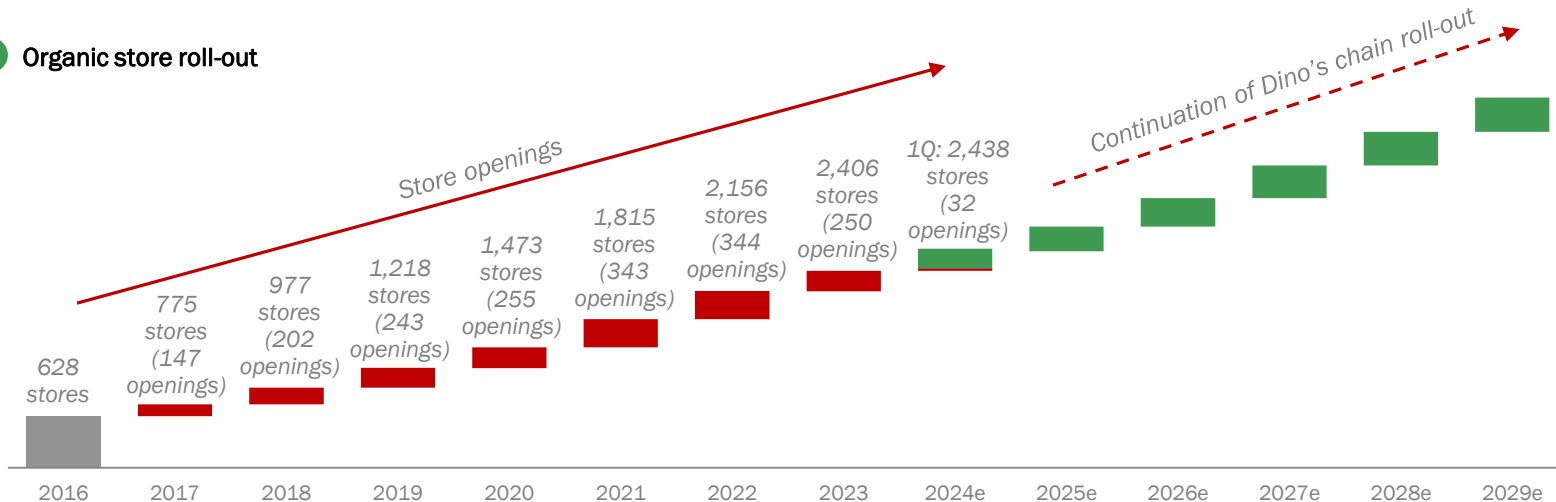
Source: Company financial statements

(1) Net debt to EBITDA defined as net debt divided by EBITDA for the last twelve months

(2) Interest coverage ratio defined as EBIT divided by financial expenses for the last twelve months

Strategy update

1 Organic store roll-out



2 LFL growth

11.9%
LFL growth in 1Q 2024

3 Profitability

-0.9 pp
EBITDA margin change
in 1Q 2024 y-o-y

Source: Company information, Company financial statements

Contact information

Grzegorz Uraziński
Head of Investor Relations

grzegorz.urazinski@marketdino.pl
+48 695 234 561

ul. Ostrowska 122
63-700 Krotoszyn
Poland

<http://grupadino.pl>

